






Name : _____

Score : _____

Bar Graph - Little Pets

Albert takes a survey about the little pets grown by his friends and records the data.

Using the given information, write the title of the bar graph, label the axis, make appropriate scale and graph the data.

Snail	Lizard	Rat	Chameleon	Frog
				
8	14	12	4	18

